



















Studio-Monitoring		Brackets					Mounting-Systems		Adaptors				Ball Clamps			Fittings		 KLEIN + HUMMEL	
		LH 11	LH 25	LH 26	LH 34	LH 35	LH 28	LH 29	LH 7	LH 8	LH 31	LH 36	LH 27	LH 32	KG 30	C 15			
	3/8" threaded hole in bottom, optional M6 threaded hole in sides	X																M 50	
	3/8" threaded hole in bottom, optional M6 threaded hole in sides	X																M 50 D	
	Two M8 threaded holes in the rear panel						In connection with LH 31 only	In connection with LH 31 only	In connection with LH 31 only	In connection with LH 31 only	X		In connection with LH 31 only	X	X	X		O 100/ P 104	
	Two M8 threaded holes on sides			X			In connection with LH 26 only	In connection with LH 26 only					In connection with LH 26 only			X		O 200	
	Two M8 threaded holes on sides, two mounting brackets on rear panel		X				In connection with LH 25 only	In connection with LH 25 only								X		O 300 D	
	Two M20 threaded holes on sides, two M20 threaded hole in bottom				X		In connection with LH 34 only	In connection with LH 34 only				X						O 400	
	Two M20 threaded holes on sides, two M20 threaded hole in bottom					X	In connection with LH 35 only	In connection with LH 35 only				X						O 500 C	
	No mounting points																	O 800	



**LH 11**  
Table mount  
color: dark brown

Table mount bracket for fitting of M 50 and M 50 D with adjustable inclination.



**LH 34**  
Mounting bracket  
Color: black

Mounting bracket for the model O 400 for wall or ceiling. Requires LH 28 or LH 29 for tripod stand.




**LH 29**  
TV spigot

TV spigot to the LH 25, LH 26, LH 31, LH 34 and LH 35.




**LH 36**  
Tilting adaptor  
Color: black

Adaptor to tilt monitor in center of gravity up to max. 18° (O 400) or 13° (O 500 C). Has M20 thread for ceiling mount and 2 x M8 thread for LH 28 or LH 29 for tripod stand. (See below right for supplier)




**KG 30**  
Ball clamp mount  
Color: white (RAL 9010)

Ball clamp bracket with M8 external thread for direct mounting on models O 100 / P 104 on rear keyslot.




**LH 25**  
Mounting bracket  
colors: black or white (RAL 9010)

Mounting bracket for model O 300 D for wall or ceiling. Requires LH 28 or LH 29 for tripod stand.



**LH 35**  
Mounting bracket  
Color: black

Mounting bracket for model O 500 C. Requires LH 28 or LH 29 for tripod stand.



**LH 7 / LH 8**  
Adaptor

Mic stand adaptor with 1/2" / 3/8" internal thread and M8 external thread for O 100 / P 104 (in connection with LH 31) to mount on tripods with 1/2" or 3/8" threads.




**LH 32**  
Wall bracket  
colors: black or white (RAL 9010)

Wall bracket for O 100 / P 104. Tilts horizontally and vertically. Tightens with bolts.




**C 15**  
Eyebolt

Eyebolt with M8 thread for threaded holes of loud-speaker models O 100/ P 104, O 200, O 300 D.



**LH 26**  
Mounting bracket  
colors: black or white (RAL 9010)

Mounting bracket for model O 200 for wall or ceiling. Requires LH 28 or LH 29 for tripod stand.




**LH 28**  
Tripod stand adaptor  
colors: black or white (RAL 9010)

Adaptor for LH 25, LH 26, LH 31, LH 34, LH 35 for mounting on standard tripods with 35 mm dia.



**LH 31**  
Mounting bracket  
colors: black or white (RAL 9010)

Mounting bracket for O 100 / P 104 to connect to LH 7, LH 8, LH 27, LH 28 and LH 29.



**LH 27**  
Ball clamp mount  
Color: black

Ball clamp mounting bracket for models O 100 / P 104 (requires LH 31) and O 200 (requires LH 26). For wall or ceiling and omnidirectional adjustment.

For tripod mounting for the O 400 and O 500 C we recommend to use tripods from:  
 Högel Studio-Technik GmbH, Siemensstr. 2,  
 85716 Unterschleißheim, Germany  
 Phone: +49 / (0)89/ 31 01 188  
 Fax: +49 / (0)89/ 31 74 912  
 e-Mail: info@hoegel-studiotechnik  
 Homepage: hoegel-studiotechnik.de  
 All mountings of white color are designated with letter "W" after model no.