








Mounting fixtures

		
KG 30 Ball clamp bracket with M8 external thread for direct mounting onto loudspeaker. Colors: black or white.	LH 7/LH 8 Mic stand adaptor with 1/2" / 3/8" internal thread and M8 external to mount loudspeaker onto standard tripod threads. Color: metal.	LH 11 Mounting bracket used to give vertical angle adjustment for the loudspeaker. Can be used on a meter bridge, microphone stand, or other flat surface such as a wall. Color: black.
		
LH 25 'U' bracket for wall, ceiling, tripod, truss bar, and subwoofer mounting of loudspeakers. Colors: black or white.	LH 27 Ball clamp mount for wall or ceiling mounting and omnidirectional adjustment. Color: black.	LH 28 Tripod stand adaptor for mounting loudspeakers onto standard 35mm (1.4") diameter tube tripods. External fit with screw thread. Colors: black or white.
		
LH 29 TV spigot adapter for mounting loudspeakers onto a standard TV spigot used in broadcast studios. Color: metal.	LH 31 'L' bracket for stand and tripod mounting of loudspeakers. Colors: black or white.	LH 32 Wall bracket offering horizontal and vertical loudspeaker tilting. Colors: black or white.
		
LH 33 Tilt connector to vertically angle (0-15°) the loudspeaker on standard 35mm (1.4") diameter tube tripods. Color: black.	LH 35 'U' bracket for ceiling, tripod, truss bar, and subwoofer mounting of loudspeakers. Colors: black or white.	LH 36 Tilting adaptor for vertically tilting the loudspeaker when mounted on a subwoofer. Color: black.
		
LH 37 Tripod stand adapter for mounting onto standard 35mm (1.4") diameter tube tripods or flange. Color: black.	LH 38 Mounting bracket for suspending the loudspeaker off a ceiling. Colors: black or white.	LH 41 Base plate adaptor to fit the loudspeaker onto subwoofers and floor stands. Color: black.
		
LH 42 / LH 44 Ceiling system (vertical / horizontal cabinet orientation) used to suspend the loudspeaker off a ceiling, truss bar, or wall. Color: black.	LH 43 Surface mounting plate used to spread the weight of a ceiling mounted loudspeaker. Color: black.	LH 45 'L' bracket for wall mounting of loudspeakers. Color: black.
		
REK 1 Remote electronics kit used to locate an O 410 electronics panel up to 30 m (90') from a flush mounted loudspeaker cabinet. A Cable Pack (CP nn) is also required.	REK 2 Remote electronics kit used to locate the subwoofer electronics panel up to 30 m (90') from a flush mounted loudspeaker cabinet. A Speaker Cable (SC nn) is also required.	C 15 Eyebolt with M8 external thread for screwing in the appropriate speaker threads. Color: metal.

	O 500 C	O 410	O 300 / O 300 D	O 110 / O 110 D P 110	M52 / M 52 D
Flush Mounted	WMK O 500 C for electronics	REK 1 and CP for electronics	–	–	M6 threaded inserts in side of cabinet
On a Floor Stand (tripod, TV spigot, or with a 5/8" thread)	LH35 LH35 + LH28 LH35 + LH29	LH41 + LH28 LH41 + LH36 + LH28 LH41 + LH29 LH41 + LH36 + LH29	LH25 LH25 + LH28 LH25 + LH29	LH31 LH31 + LH28 LH31 + LH29 LH31 + LH28 + LH33	LH11
On a Stand (table or mic with a 5/8" thread)	–	–	–	LH31 + LH7 LH31 + LH8	LH11 3/8" thread in base of cabinet
On a Subwoofer (fitted with a flange)	LH36 + LH37 LH35 + LH36 + LH37	LH41 + LH37 LH41 + LH36 + LH37	LH25+LH37	–	–
On a Meter Bridge	–	–	No hardware required	KG 30	LH11
In 19" Racking	–	–	–	–	MA19
On a Wall	–	LH42 + LH45 LH44 + LH45	LH25 Included rear panel brackets	LH32 KG30	LH11
Off a Ceiling	LH35	LH42 LH42 + LH43 LH44 LH44 + LH43	LH25	LH38 LH38 + LH27	LH11
Off a Lighting or Truss Bar	LH35 + LH29	LH42 + LH29 LH44 + LH29	LH25 + LH29	LH38 + LH29	–
Safety connection			C15	C15	